



Qualities and areas of application

	Qualities	Cutting speed vc (m/s)	Steels / Cast steels	Alloyed, tempered steels	Tool steels	Corrosion and heat resistant steels	Cast iron	Aluminium, magnesium and copper alloys	Titanium and nickel alloys	Plastics, wood and rubber	Glass, ceramics and carbides
	AEKR	30 - 50	●	◐	◐						
	AEKRBR	40 - 50		◐	●						
	AEKWBR	25 - 40	●	◐							
	ARKD	40 - 50		◐	◐	●					
	CO	30 - 50			◐				●		◐
	ANDW	10 - 30		◐	●						
	AEKW	40 - 50			◐				●		◐
	ANK	40 - 50		●	●						
	SIC-ALU	25 - 40						●			
	AHK	40 - 50				◐	●				
	AMK	30 - 50		◐		◐	●				
	AHOK	5 - 20								●	
	SIC									●	●

These quality recommendations apply only when optimum application conditions are used

Qualities and areas of application

Qualities	Abrasives	Application	Page
AEKR	Aluminum oxide pink	Rough machining, Fettling, Rough grinding and finish grinding of weld seams, Deburring	184
AEKRBR	Aluminium oxide pink, type brown	Finish grinding, Fine deburring, Grinding of turbine blades, Mould and tool making	192
AEKWBR	Aluminium oxide white, type brown	Rough machining, Fettling, Rough grinding and finish grinding of weld seams, Deburring	195
ARKD	Mixture aluminium oxide deep red / aluminium oxide pink	Chip removal, Fettling, Grinding of weld seams, Surface finishing	198
CO	Mixture of ceramic grain and monocrystal aluminium oxide	Finish grinding, Fine deburring, Grinding of turbine blades, Mould and tool making	202
ANDW	Mixture aluminium oxide, aluminium oxide dark red and monocrystal aluminium oxide white	Finish grinding, Fine deburring, Grinding of turbine blades, Mould and tool making	204
AEKW	Aluminium oxide white	Finish grinding, Fine deburring, Grinding of turbine blades, Mould and tool making	206
ANK	Aluminium oxide, resin bonded	Deburring, Fettling, Removing holes and cracks, Finish grinding of repair welds	207
SIC-ALU	Silicon carbide green	Deburring, Fettling, Re-Working	209
AHK	Mixture aluminium oxide white / aluminium oxide	Deburring, Fettling, Removing holes and cracks, Finish grinding of repair welds	210
AMK	Mixture aluminium oxide pink / aluminium oxide	Deburring, Fettling, Removing holes and cracks, Finish grinding of repair welds	214
AHOK	Mixture spherical aluminium oxide grain	Deburring, Repair of tires and conveyor belts, Preparation of various areas for adhesion	216
SIC	Silicon carbide green	Profiling and dressing of mounted points	218

Speeds for grinding tools

Recommended cutting speed v_c (m/s)									
		5	10	20	30	40	50	63	80
Tool-diameter (mm)		Rotational speed (min^{-1})							
	2	47,700	95,500	191,000	286,500	382,000	477,500	601,600	763,900
	3	31,800	63,700	127,300	191,000	254,600	318,300	401,100	509,300
	4	23,900	47,700	95,500	143,200	191,000	238,700	300,800	382,000
	5	19,100	38,200	76,400	114,600	152,800	191,000	240,600	305,600
	6	15,900	31,800	63,700	95,500	127,300	159,200	200,500	254,600
	8	11,900	23,900	47,700	71,600	95,500	119,400	150,400	191,000
	10	9,500	19,100	38,200	57,300	76,400	95,500	120,300	152,800
	13	7,300	14,700	29,400	44,100	58,800	73,500	92,600	117,500
	20	4,800	9,500	19,100	28,600	38,200	47,700	60,200	76,400
	25	3,800	7,600	15,300	22,900	30,600	38,200	48,100	61,100
	32	3,000	6,000	11,900	17,900	23,900	29,800	37,600	47,700
	40	2,400	4,800	9,500	14,300	19,100	23,900	30,100	38,200
	50	1,900	3,800	7,600	11,500	15,300	19,100	24,100	30,600
	60	1,600	3,200	6,400	9,500	12,700	15,900	20,100	25,500
	80	1,200	2,400	4,800	7,200	9,500	11,900	15,000	19,100
	100	1,000	1,900	3,800	5,700	7,600	9,500	12,000	15,300

G03

Safety instructions

Schleifkörper keramisch Mounted Points-vitrified									
HD63120133 HMP ZY 31.013 AEKR 160 N V									
Stück / Pcs. 20	<table border="1"> <thead> <tr> <th>L₀(mm)</th> <th>Max RPM</th> </tr> </thead> <tbody> <tr> <td>10</td> <td>59,000</td> </tr> <tr> <td>15</td> <td>46,400</td> </tr> <tr> <td>20</td> <td>37,500</td> </tr> </tbody> </table>	L ₀ (mm)	Max RPM	10	59,000	15	46,400	20	37,500
L ₀ (mm)	Max RPM								
10	59,000								
15	46,400								
20	37,500								

Peripheral speeds and Safety

Our mounted points are manufactured with state of the art technology for high peripheral speed and the safety is well in accordance with the EN 12413.

We produce mounted points, vitrified and resin bonded, for a maximum peripheral operating speeds of 50 m/s.

These maximum operating speeds are limited by the following criteria:


1. The mass (weight) of the mounted point
2. The shape of the mounted point
3. The shank diameter
4. The overhang of the shank
5. The shank material
6. The run-out of the mounted point

The safety aspect of a grinding wheel is of paramount importance. When using and storing Mounted Points, note must be taken without fail of the safety-regulations and regulations for prevention of accidents, including the FEPA-safety recommendations. We enclose a safety ticket with all our deliveries, as illustrated above. The maximum speeds shown on these safety tickets refer to the overhang length (open shank length L₀) of the shank i.e. 10, 15 and 20 mm respectively.

No raw materials used in our grinding wheels are a hazard to health and safety.

G03

AEKR



Cylindrical ZY (DIN 69170)

Application recommendations: see pp. 183

Ordering example: HMP ZY 31.504 AEKR 150 N V (HD63120163)

G03

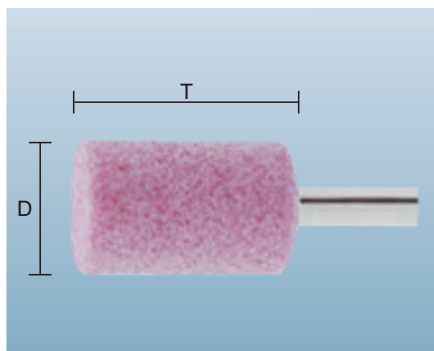
Model	Article No.	Grit size	D x T (mm)	Length of shank (mm)	Max. perm. speed (rpm)	Package
3mm shank						
HMP ZY 31.504 AEKR 150 N V	HD63120163	150	1.5×4	30	201,800	20
HMP ZY 30205 AEKR 120 N V	HD63120164	120	2×5	30	201,800	20
HMP ZY 32.505 AEKR 120 N V	HD63120165	120	2.5×5	30	206,100	20
HMP ZY 30306 AEKR 100 N V	HD63120137	100	3×6	30	206,100	20
HMP ZY 30306 AEKR 120 QU V	HD63120166	120	3×6	30	206,100	20
HMP ZY 30408 AEKR 80 N V	HD63120136	80	4×8	30	175,100	20
HMP ZY 30408 AEKR 100 QU V	HD63120167	100	4×8	30	175,100	20
HMP ZY 30510 AEKR 80 N V	HD63120046	80	5×10	30	130,700	20
HMP ZY 30510 AEKR 80/100 QU V	HD63120169	80/100	5×10	30	130,700	20
HMP ZY 30610 AEKR 60 N V	HD63120017	60	6×10	30	110,500	20
HMP ZY 30810 AEKR 60 N V	HD63120170	60	8×10	30	87,600	20
HMP ZY 30810 AEKR 60/80 QU V	HD63120171	60/80	8×10	30	87,600	20
HMP ZY 30816 AEKR 60 N V	HD63120082	60	8×16	30	61,000	20
HMP ZY 31010 AEKR 60 N V	HD63120172	60	10×10	30	77,500	20
HMP ZY 31010 AEKR 60/80 QU V	HD63120063	60/80	10×10	30	77,500	20
HMP ZY 31013 AEKR 60 N V	HD63120133	60	10×13	30	58,400	20
HMP ZY 31313 AEKR 46 N V	HD63120173	46	13×13	30	45,300	20

Safety notes: The maximum permitted rotational speed refers to the unsupported shank length of 10 mm

Protective equipment required while operation.



AEKR



Cylindrical ZY (DIN 69170)

Application recommendations: see pp. 183

Ordering example: HMP ZY 60205 AEKR 120 N V (HD63120174)


Model	Article No.	Grit size	D x T (mm)	Length of shank (mm)	Max. perm. speed (rpm)	Package
6mm shank						
HMP ZY 60205 AEKR 120 N V	HD63120174	120	2×5	30	201,800	20
HMP ZY 60306 AEKR 100 N V	HD63120175	100	3×6	40	206,100	20
HMP ZY 60408 AEKR 80 N V	HD63120176	80	4×8	40	177,400	20
HMP ZY 60510 AEKR 80 N V	HD63120177	80	5×10	40	157,800	20
HMP ZY 60610 AEKR 60 N V	HD63120178	60	6×10	40	110,500	20
HMP ZY 60810 AEKR 60 N V	HD63120179	60	8×10	40	119,300	20
HMP ZY 60816 AEKR 60 N V	HD63120180	60	8×16	40	119,300	20
HMP ZY 60820 AEKR 60 N V	HD63120181	60	8×20	40	119,300	20
HMP ZY 61010 AEKR 60 N V	HD63120182	60	10×10	40	95,400	20
HMP ZY 61013 AEKR 60 N V	HD63120134	60	10×13	40	95,400	20
HMP ZY 61020 AEKR 60 N V	HD63120043	60	10×20	40	95,400	20
HMP ZY 61020 AEKR 46 QU V	HD63120047	46	10×20	40	95,400	20
HMP ZY 61032 AEKR 60 N V	HD63120156	60	10×32	40	83,200	20
HMP ZY 61032 AEKR 46 QU V	HD63120184	46	10×32	40	83,200	20
HMP ZY 61040 AEKR 60 N V	HD63120185	60	10×40	40	83,200	20
HMP ZY 61313 AEKR 46 N V	HD63120186	46	13×13	40	73,400	20
HMP ZY 61320 AEKR 46 N V	HD63120187	46	13×20	40	73,400	20
HMP ZY 61320 AEKR 46 QU V	HD63120188	46	13×20	40	73,400	20
HMP ZY 61325 AEKR 46 N V	HD63120189	46	13×25	40	73,400	20
HMP ZY 61332 AEKR 46 N V	HD63120044	46	13×32	40	42,400	20

Safety notes: The maximum permitted rotational speed refers to the unsupported shank length of 10 mm

Protective equipment required while operation.

G03

AEKR



Cylindrical ZY (DIN 69170)

Application recommendations: see pp. 183

Ordering example: HMP ZY 61616 AEKR 46 N V (HD63120157)

G03

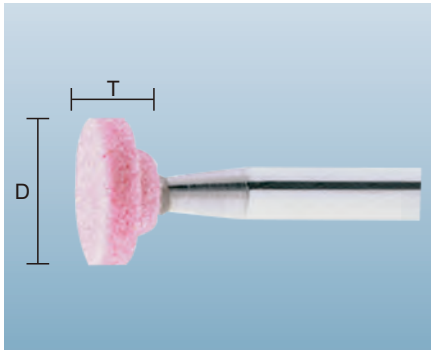
Model	Article No.	Grit size	D x T (mm)	Length of shank (mm)	Max. perm. speed (rpm)	Package
6mm shank						
HMP ZY 61616 AEKR 46 N V	HD63120157	46	16×16	40	59,600	20
HMP ZY 61620 AEKR 46 N V	HD63120132	46	16×20	40	59,600	20
HMP ZY 61632 AEKR 46 N V	HD63120190	46	16×32	40	51,200	20
HMP ZY 61640 AEKR 46 N V	HD63120191	46	16×40	40	40,500	20
HMP ZY 62013 AEKR 36 N V	HD63120192	36	20×13	40	47,700	20
HMP ZY 62020 AEKR 36 N V	HD63120193	36	20×20	40	47,700	20
HMP ZY 62025 AEKR 36 N V	HD63120037	36	20×25	40	47,700	20
HMP ZY 62032 AEKR 36 N V	HD63120078	36	20×32	40	41,100	20
HMP ZY 62032 AEKR 30/36 QU (7) V	HD63120194	30/60	20×32	40	41,100	20
HMP ZY 62040 AEKR 36 N V	HD63120195	36	20×40	40	32,400	20
HMP ZY 62520 AEKR 36 N V	HD63120196	36	25×20	40	38,100	20
HMP ZY 62525 AEKR 36 N V	HD63120139	36	25×25	40	38,100	20
HMP ZY 62532 AEKR 36 N V	HD63120077	36	25×32	40	32,900	20
HMP ZY 63220 AEKR 30 N V	HD63120197	30	32×20	40	29,800	20
HMP ZY 63232 AEKR 30 N V	HD63120041	30	32×32	40	25,700	20
HMP ZY 63232 AEKR 30/36 QU (7) V	HD63120199	30/60	32×32	40	25,700	20
HMP ZY 63240 AEKR 30 N V	HD63120038	30	32×40	40	18,600	20
HMP ZY 64020 AEKR 30 N V	HD63120201	30	40×20	40	23,800	20
HMP ZY 64040 AEKR 30 N V	HD63120202	30	40×40	40	16,200	20
HMP ZY 65020 AEKR 30 N V	HD63120203	30	50×20	40	19,000	20

Safety notes: The maximum permitted rotational speed refers to the unsupported shank length of 10 mm

Protective equipment required while operation.



AEKR

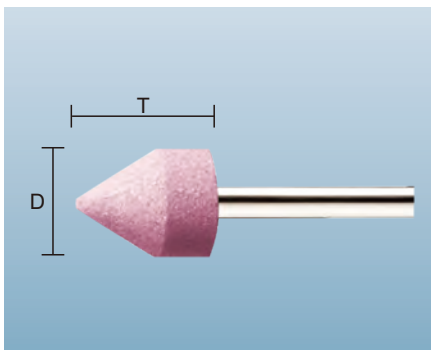


Cylindrical ZY2 (DIN 69170)

Application recommendations: see pp. 183

Ordering example: HMP ZY2 31303 AEKR 80 N V (HD63120204)

Model	Article No.	Grit size	D x T (mm)	Length of shank (mm)	Max. perm. speed (rpm)	Package
3mm shank						
HMP ZY2 31303 AEKR 80 N V	HD63120204	80	13×3	30	73,400	20
HMP ZY2 31604 AEKR 60 N V	HD63120205	60	16×4	30	59,600	20
HMP ZY2 32006 AEKR 60 N V	HD63120206	60	20×6	30	47,700	20
6mm shank						
HMP ZY2 61303 AEKR 80 N V	HD63120207	80	13×3	40	73,400	20
HMP ZY2 61604 AEKR 60 N V	HD63120208	60	16×4	40	59,600	20
HMP ZY2 62006 AEKR 60 N V	HD63120209	60	20×6	40	47,700	20
HMP ZY2 62006 AEKR 46 QU V	HD63120346	46	20×6	40	47,700	20
HMP ZY2 62506 AEKR 60 N V	HD63120210	60	25×6	40	38,100	20
HMP ZY2 62510 AEKR 36 N V	HD63120211	36	25×10	40	38,100	20
HMP ZY2 63208 AEKR 46 N V	HD63120045	46	32×8	40	29,800	20
HMP ZY2 64010 AEKR 30 N V	HD63120161	30	40×10	40	23,800	20
HMP ZY2 65010 AEKR 30 N V	HD63120213	30	50×10	40	19,000	20



Cylindrical pointed nose WKS (DIN 69170)

Application recommendations: see pp. 183

Ordering example: HMP WKS 62025 AEKR 60 N V (HD63120214)

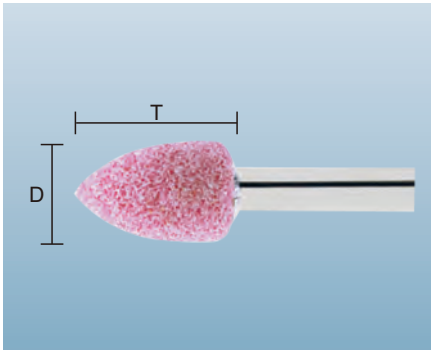
Model	Article No.	Grit size	D x T (mm)	Length of shank (mm)	Max. perm. speed (rpm)	Package
6mm shank						
HMP WKS 62025 AEKR 60 N V	HD63120214	60	20×25	40	47,700	20

Safety notes: The maximum permitted rotational speed refers to the unsupported shank length of 10 mm

Protective equipment required while operation.



AEKR



Arch pointed nose SP (DIN 69170)

Application recommendations: see pp. 183

Ordering example: HMP SP 30306 AEKR 100 N V (HD63120215)

G03

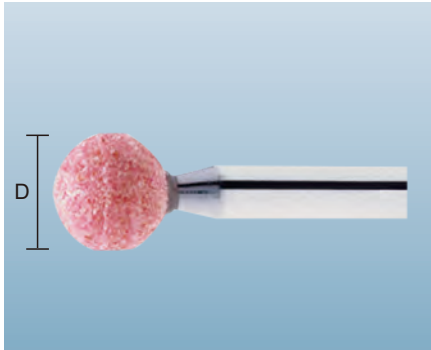
Model	Article No.	Grit size	D x T (mm)	Length of shank (mm)	Max. perm. speed (rpm)	Package
3mm shank						
HMP SP 30306 AEKR 100 N V	HD63120215	100	3×6	30	252,000	20
HMP SP 30510 AEKR 80 N V	HD63120216	80	5×10	30	149,500	20
HMP SP 30816 AEKR 60 N V	HD63120076	60	8×16	30	72,800	20
6mm shank						
HMP SP 60510 AEKR 80 N V	HD63120217	80	5×10	40	190,900	20
HMP SP 60816 AEKR 60 N V	HD63120218	60	8×16	40	119,300	20
HMP SP 61020 AEKR 60 N V	HD63120219	60	10×20	40	95,400	20
HMP SP 61320 AEKR 46 N V	HD63120220	46	13×20	40	73,400	20
HMP SP 62032 AEKR 36 N V	HD63120033	36	20×32	40	47,700	20

Safety notes: The maximum permitted rotational speed refers to the unsupported shank length of 10 mm

Protective equipment required while operation.



AEKR



Spherical KU (DIN 69170)

Application recommendations: see pp. 183

Ordering example: HMP KU 30606 AEKR 60 N V (HD63120221)

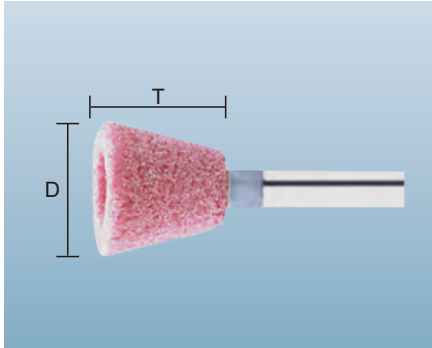
Model	Article No.	Grit size	D (mm)	Length of shank (mm)	Max. perm. speed (rpm)	Package
3mm shank						
HMP KU 30606 AEKR 60 N V	HD63120221	60	6	30	300,200	20
HMP KU 30606 AEKR 80/100 QU V	HD63120222	80/100	6	30	190,900	20
HMP KU 30808 AEKR 60 N V	HD63120223	60	8	30	116,200	20
HMP KU 31010 AEKR 60 N V	HD63120224	60	10	30	83,300	20
HMP KU 31313 AEKR 46 N V	HD63120225	46	13	30	54,000	20
6mm shank						
HMP KU 60606 AEKR 60 N V	HD63120226	60	6	40	190,900	20
HMP KU 60808 AEKR 60/80 QU V	HD63120227	60/80	8	40	119,300	20
HMP KU 60808 AEKR 60 N V	HD63120228	60	8	40	119,300	20
HMP KU 61010 AEKR 60 N V	HD63120229	60	10	40	95,400	20
HMP KU 61313 AEKR 46 N V	HD63120230	46	13	40	73,400	20
HMP KU 61313 AEKR 46 QU V	HD63120231	46	13	40	73,400	20
HMP KU 61616 AEKR 46 N V	HD63120232	46	16	40	59,600	20
HMP KU 62020 AEKR 36 N V	HD63120233	36	20	40	47,700	20
HMP KU 62020 AEKR 60 P V	HD63120234	60	20	40	47,700	20
HMP KU 62525 AEKR 36 N V	HD63120235	36	25	40	38,100	20
HMP KU 63232 AEKR 30 N V	HD63120236	30	32	40	29,800	20

Safety notes: The maximum permitted rotational speed refers to the unsupported shank length of 10 mm

Protective equipment required while operation.



AEKR




Cup TO (DIN 69170)

Application recommendations: see pp. 183

Ordering example: HMP TO 62020 AEKR 60 N V (HD63120237)

G03

Model	Article No.	Grit size	D x T (mm)	Length of shank (mm)	Max. perm. speed (rpm)	Package
6mm shank						
HMP TO 62020 AEKR 60 N V	HD63120237	60	20×20	40	47,700	20
HMP TO 62524 AEKR 60 N V	HD63120238	60	25×24	40	38,100	20
HMP TO 63229 AEKR 60 N V	HD63120239	60	32×29	40	29,800	20
HMP TO 64036 AEKR 60 N V	HD63120240	60	40×36	40	16,200	20



Conical round nose (DIN 69170)

Application recommendations: see pp. 183

Ordering example: HMP KE 61632 AEKR 46 N V (HD63120241)

Model	Article No.	Grit size	D x T (mm)	Length of shank (mm)	Max. perm. speed (rpm)	Package
6mm shank						
HMP KE 61632 AEKR 46 N V	HD63120241	46	16×32	40	52,000	20
HMP KE 61640 AEKR 46 N V	HD63120242	46	16×40	40	52,000	20
HMP KE 62032 AEKR 36 N V	HD63120075	36	20×32	40	47,700	20
HMP KE 62040 AEKR 36 N V	HD63120034	36	20×40	40	47,700	20
HMP KE 62570 AEKR 36 N V	HD63120243	36	25×70	40	20,400	20

Safety notes: The maximum permitted rotational speed refers to the unsupported shank length of 10 mm

Protective equipment required while operation.



AEKR


Shape	Model	Article No.	Grit size	D x T (mm)	Length of shank (mm)	Max. perm. speed (rpm)	Package
A series — 6mm shank							
	HMP A1 62263 AEKR 36 N V	HD63120084	36	22×63	40	30,400	20
	HMP A2 62532 AEKR 36 QU V	HD63120083	36	25×32	40	37,500	20
	HMP A3 62570 AEKR 36 N V	HD63120085	36	25×70	40	18,600	20
	HMP A4 63232 AEKR 30/36 QU (7) V	HD63120141	30/36	32×32	40	30,000	20
	HMP A10 62270 AEKR 36 N V	HD63120244	36	22×70	40	27,600	20
	HMP A11 62250 AEKR 36 N V	HD63120032	36	22×50	40	27,600	20
	HMP A11 62250 AEKR 36 QU V	HD63120245	36	22×50	40	27,600	20
	HMP A12 61832 AEKR 30/36 QU (7) V	HD63120246	30/36	18×32	40	54,500	20
	HMP A15 60625 AEKR 80/100 QU V	HD63120247	80/100	6×25	40	112,900	20
	HMP A24 60620 AEKR 60/80 QU V	HD63120248	60/80	6×20	40	117,400	20
	HMP A36 64010 AEKR 60/80 QU V	HD63120249	60/80	40×10	40	23,100	20
	HMP A37 63206 AEKR 46 QU V	HD63120250	46	32×6	40	30,000	20
	HMP A38 62525 AEKR 60/80 QU V	HD63120251	60/80	25×25	40	37,500	20
B series — 3mm shank							
	HMP B41 31616 AEKR 60/80 QU V	HD63120252	60/80	16×16	30	59,600	20
	HMP B52 31020 AEKR 46 QU V	HD63120086	46	10×20	30	66,200	20
	HMP B53 30816 AEKR 60/80 QU V	HD63120253	60/80	8×16	30	149,200	20

G03

Safety notes: The maximum permitted rotational speed refers to the unsupported shank length of 10 mm

Protective equipment required while operation.

AEKR / AEKBR



Ordering example: HMP D1 30902 AEKR 100 N V (HD63120254)

Application recommendations: see pp. 183

G03


Shape	Model	Article No.	Grit size	D x T (mm)	Length of shank (mm)	Max. perm. speed (rpm)	Package
D series — 3mm shank							
	HMP D1 30902 AEKR 100 N V	HD63120254	100	9x2	30	66,200	20
	HMP D1 30902 AEKBR 100 M V	HD63120255	100	9x2	30	66,200	20
	HMP D2 30903 AEKR 80 N V	HD63120256	80	9x3	30	66,200	20
	HMP D2 30903 AEKBR 80 M V	HD63120257	80	9x3	30	66,200	20
	HMP D3 30802 AEKR 100 N V	HD63120258	100	8x2	30	120,800	20
	HMP D3 30802 AEKBR 100 M V	HD63120259	100	8x2	30	120,800	20
	HMP D4 30401 AEKR 100 N V	HD63120260	100	4x1	30	181,900	20
	HMP D4 30401 AEKBR 100 M V	HD63120261	100	4x1	30	181,900	20
	HMP D5 30503 AEKR 80 N V	HD63120262	80	5x3	30	181,900	20
	HMP D5 30503 AEKBR 80 M V	HD63120263	80	5x3	30	181,900	20
	HMP D6 30706 AEKR 80 N V	HD63120264	80	7/4x6	30	120,800	20
	HMP D7 3052.5 AEKR 100 N V	HD63120265	100	2.5/5x2.5	30	181,900	20
	HMP D7 3052.5 AEKBR 100 M V	HD63120266	100	2.5/5x2.5	30	181,900	20
	HMP D8 30603 AEKR 100 N V	HD63120267	100	2.5/6x3	30	141,100	20
	HMP D8 30603 AEKBR 100 M V	HD63120268	100	2.5/6x3	30	141,100	20
	HMP D9 30804 AEKR 80 N V	HD63120269	80	3.5/8x4	30	120,800	20
	HMP D9 30804 AEKBR 80 M V	HD63120270	80	3.5/8x4	30	120,800	20
	HMP D10 33.204 AEKR 100 N V	HD63120271	100	2/3.2x4	30	267,100	20
	HMP D10 33.304 AEKBR 100 M V	HD63120272	100	2/3.2x4	30	267,100	20
	HMP D11 30505 AEKR 80 N V	HD63120273	80	5x5	30	181,900	20

Safety notes: The maximum permitted rotational speed refers to the unsupported shank length of 10 mm

Protective equipment required while operation.



AEKR / AEKBR



Ordering example: HMP D12 30706 AEKR 80 N V (HD63120274)

Application recommendations: see pp. 183


Shape	Model	Article No.	Grit size	D x T (mm)	Length of shank (mm)	Max. perm. speed (rpm)	Package
D (US) - 3mm shank							
	HMP D12 30706 AEKR 80 N V	HD63120274	80	4/7x6	30	120,800	20
	HMP D12 30706 AEKBR 80 M V	HD63120275	80	4/7x6	30	120,800	20
	HMP D13 30303 AEKR 100 N V	HD63120276	100	3x3	30	267,100	20
	HMP D13 30303 AEKBR 100 M V	HD63120277	100	3x3	30	267,100	20
	HMP D14 30404 AEKR 80 N V	HD63120278	80	4x4	30	181,900	20
	HMP D14 30404 AEKBR 80 M V	HD63120279	80	4x4	30	181,900	20
	HMP D15 30505 AEKR 80 N V	HD63120280	80	5x5	30	181,900	20
	HMP D15 30505 AEKBR 80 M V	HD63120159	80	5x5	30	181,900	20
	HMP D16 30304 AEKR 100 N V	HD63120281	100	3x4	30	267,100	20
	HMP D16 30304 AEKBR 100 M V	HD63120282	100	3x4	30	267,100	20
	HMP D17 30405 AEKR 80 N V	HD63120283	80	4x5	30	181,900	20
	HMP D17 30405 AEKBR 80 M V	HD63120284	80	4x5	30	181,900	20
	HMP D18 30708 AEKR 80 N V	HD63120285	80	7x8	30	120,800	20
	HMP D18 30708 AEKBR 80 M V	HD63120286	80	7x8	30	120,800	20
	HMP D20 30705 AEKR 100 N V	HD63120287	100	7x5	30	120,800	20
	HMP D21 3081.6 AEKR 100 N V	HD63120288	100	8x1.6	30	120,800	20
	HMP D21 3081.6 AEKBR 100 M V	HD63120289	100	8x1.6	30	120,800	20
	HMP D22 32.506 AEKR 100 N V	HD63120290	100	2.5x6	30	267,100	20
	HMP D22 32.506 AEKBR 100 M V	HD63120291	100	2.5x6	30	267,100	20

Safety notes: The maximum permitted rotational speed refers to the unsupported shank length of 10 mm

Protective equipment required while operation.



AEKR / AEKBR



Ordering example: HMP D23 30506 AEKR 80 N V (HD63120292)

Application recommendations: see pp. 183

G03

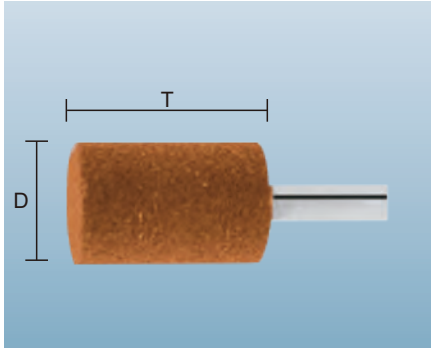
Shape	Model	Article No.	Grit size	D x T (mm)	Length of shank (mm)	Max. perm. speed (rpm)	Package
D (US) - 3mm shank							
	HMP D23 30506 AEKR 80 N V	HD63120292	80	5x6	30	181,900	20
	HMP D23 30506 AEKBR 80 M V	HD63120293	80	5x6	30	181,900	20
	HMP D24 30606 AEKR 60 N V	HD63120294	60	6x6	30	141,100	20
	HMP D24 30606 AEKBR 60 M V	HD63120295	60	6x6	30	141,100	20
	HMP D25 3051.5 AEKR 100 N V	HD63120296	100	5x1.5	30	181,900	20
	HMP D26 3062.5 AEKR 100 N V	HD63120297	100	6x2.5	30	141,100	20
	HMP D26 3062.5 AEKBR 100 M V	HD63120298	100	6x2.5	30	141,100	20
	HMP D27 33.510 AEKR 100 N V	HD63120299	100	2/3.5x10	30	181,900	20
	HMP D28 35.511 AEKR 80 N V4	HD63120300	80	3.5/5.5x11	30	141,100	20
	HMP D29 3036.4 AEKR 100 N V	HD63120301	100	3x6.4	30	267,100	20
	HMP D29 3036.4 AEKBR 100 M V	HD63120158	100	3x6.4	30	267,100	20
	HMP D30 34.410 AEKR 100 N V	HD63120302	100	4.4x10	30	181,900	20
	HMP D30 34.410 AEKBR 100 M V	HD63120303	100	4.4x10	30	181,900	20
	HMP D32 30507 AEKR 100 N V	HD63120304	100	5x7	30	181,900	20
	HMP D32 30507 AEKBR 100 M V	HD63120030	100	5x7	30	181,900	20
	HMP D33 30608 AEKR 80 N V	HD63120306	80	6x8	30	149,200	20
	HMP D33 30608 AEKBR 80 M V	HD63120307	100	6x8	30	149,200	20
	HMP D34 34.407 AEKR 100 N V	HD63120308	100	4.37x7	30	181,900	20
	HMP D34 34.407 AEKBR 100 M V	HD63120309	100	4.37x7	30	181,900	20
	HMP D35 30610 AEKR 80 N V	HD63120310	80	6x10	30	141,100	20
	HMP D35 30610 AEKBR 80 M V	HD63120311	80	6x10	30	141,100	20
	HMP D36 30611 AEKR 80 N V	HD63120081	80	6x11	30	141,100	20
	HMP D36 30611 AEKBR 80 M V	HD63120313	80	6x11	30	141,100	20

Safety notes: The maximum permitted rotational speed refers to the unsupported shank length of 10 mm

Protective equipment required while operation.



AEKWBR



Cylindrical ZY (DIN 69170)

Application recommendations: see pp. 183

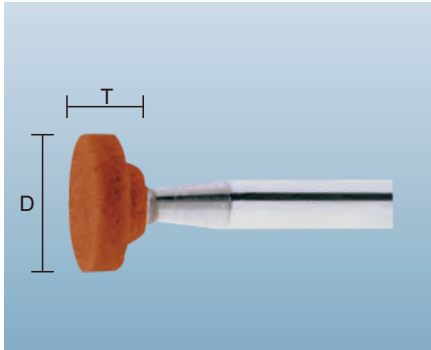
Ordering example: HMP ZY 30205 AEKWBR 120 O/P V (HD63120314)

Model	Article No.	Grit size	D x T (mm)	Length of shank (mm)	Max. perm. speed (rpm)	Package
3mm shank						
HMP ZY 30205 AEKWBR 120 O/P V	HD63120314	120	2x5	30	201,800	20
HMP ZY 30306 AEKWBR 100 O/P V	HD63120080	100	3x6	30	206,100	20
HMP ZY 30408 AEKWBR 80 O/P V	HD63120021	80	4x8	30	175,100	20
HMP ZY 30510 AEKWBR 80 O/P V	HD63120053	80	5x10	30	130,700	20
HMP ZY 30610 AEKWBR 60 O/P V	HD63120027	60	6x10	30	110,500	20
HMP ZY 30810 AEKWBR 60 O/P V	HD63120058	60	8x10	30	87,600	20
HMP ZY 30816 AEKWBR 60 O/P V	HD63120042	60	8x16	30	61,000	20
HMP ZY 31010 AEKWBR 60 O/P V	HD63120061	60	10x10	30	77,500	20
HMP ZY 31013 AEKWBR 60 O/P V	HD63120145	60	10x13	30	58,400	20
HMP ZY 31313 AEKWBR 60 O/P V	HD63120315	60	13x13	30	45,300	20
6mm shank						
HMP ZY 61020 AEKWBR 60 O/P V	HD63120064	60	10x20	40	95,400	20
HMP ZY 61032 AEKWBR 60 O/P V	HD63120048	60	10x32	40	83,200	20
HMP ZY 61320 AEKWBR 60 O/P V	HD63120036	60	13x20	40	73,400	20
HMP ZY 61620 AEKWBR 46 O/P V	HD63120146	46	16x20	40	59,600	20
HMP ZY 61632 AEKWBR 46 O/P V	HD63120019	46	16x32	40	51,200	20
HMP ZY 62040 AEKWBR 46 O/P V	HD63120025	46	20x40	40	32,400	20
HMP ZY 63232 AEKWBR 46 O/P V	HD63120069	46	32x32	40	25,700	20

Safety notes: The maximum permitted rotational speed refers to the unsupported shank length of 10 mm

G03

AEKWBR




Cylindrical ZY2 (DIN 69170)

Application recommendations: see pp. 183

Ordering example: HMP ZY2 31303 AEKWBR 80 O/P V (HD63120318)

G03

Model	Article No.	Grit size	D x T (mm)	Length of shank (mm)	Max. perm. speed (rpm)	Package
3mm shank						
HMP ZY2 31303 AEKWBR 80 O/P V	HD63120318	80	13x3	30	73,400	20
HMP ZY2 31604 AEKWBR 60 O/P V	HD63120319	60	16x4	30	59,600	20
HMP ZY2 32006 AEKWBR 60 O/P V	HD63120320	60	20x6	30	47,700	20



Spherical KU (DIN 69170)

Application recommendations: see pp. 183

Ordering example: HMP KU 30606 AEKWBR 60 O/P V (HD63120321)

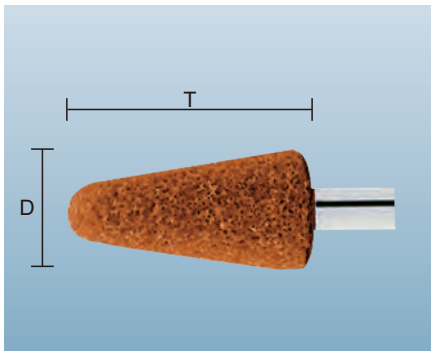
Model	Article No.	Grit size	D (mm)	Length of shank (mm)	Max. perm. speed (rpm)	Package
3mm shank						
HMP KU 30606 AEKWBR 60 O/P V	HD63120321	60	6	30	131,500	20
HMP KU 30808 AEKWBR 60 O/P V	HD63120322	60	8	30	116,200	20
HMP KU 31010 AEKWBR 60 O/P V	HD63120323	60	10	30	83,300	20
6mm shank						
HMP KU 60606 AEKWBR 60 O/P V	HD63120324	60	6	40	131,500	20
HMP KU 62020 AEKWBR 46 O/P V	HD63120325	46	20	40	47,700	20

Safety notes: The maximum permitted rotational speed refers to the unsupported shank length of 10 mm

Protective equipment required while operation.



AEKWBR



Conical round nose KE (DIN 69170)

Application recommendations: see pp. 183

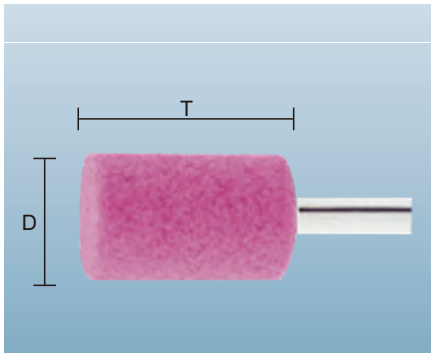
Ordering example: HMP KE 61025 AEKRBR 46/60 P V (HD63120028)

Model	Article No.	Grit size	D x T (mm)	Length of shank (mm)	Max. perm. speed (rpm)	Package
6mm shank						
HMP KE 61025 AEKRBR 46/60 P V	HD63120028	46/60	10×25	40	95,400	20
HMP KE 61645 AEKRBR 46/60 P V	HD63120143	46/60	16×45	40	52,000	20

Safety notes: The maximum permitted rotational speed refers to the unsupported shank length of 10 mm

G03

ARKD



Cylindrical ZY (DIN 69170)

Application recommendations: see pp. 183

Ordering example: HMP ZY 31.504 ARKD 150 QU V (HD63120327)

G03

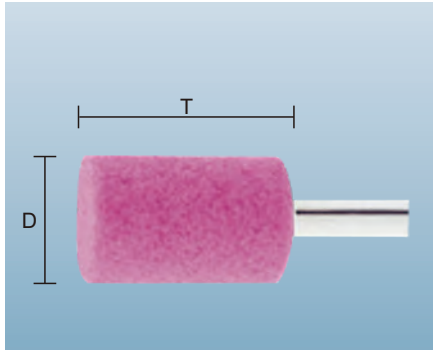
Model	Article No.	Grit size	D x T (mm)	Length of shank (mm)	Max. perm. speed (rpm)	Package
3mm shank						
HMP ZY 31.504 ARKD 150 QU V	HD63120327	150	1.5×4	30	140,200	20
HMP ZY 30205 ARKD 150 QU V	HD63120328	150	2×5	30	201,800	20
HMP ZY 30306 ARKD 120 QU V	HD63120091	120	3×6	30	206,100	20
HMP ZY 30408 ARKD 100 QU V	HD63120022	100	4×8	30	175,100	20
HMP ZY 30510 ARKD 100 QU V	HD63120054	100	5×10	30	130,700	20
HMP ZY 30610 ARKD 80 QU V	HD63120055	80	6×10	30	110,500	20
HMP ZY 30810 ARKD 80 QU V	HD63120060	80	8×10	30	87,600	20
HMP ZY 30816 ARKD 80 QU V	HD63120020	80	8×16	30	61,000	20
HMP ZY 31010 ARKD 80 P V	HD63120062	80	10×10	30	77,500	20
HMP ZY 31313 ARKD 60 P (6) V	HD63120329	60	13×13	30	45,300	20
6mm shank						
HMP ZY 60205 ARKD 150 QU V	HD63120330	150	2×5	40	201,800	20
HMP ZY 60306 ARKD 120 QU V	HD63120331	120	3×6	40	206,100	20
HMP ZY 60408 ARKD 100 QU V	HD63120332	100	4×8	40	175,100	20
HMP ZY 60510 ARKD 100 QU V	HD63120333	100	5×10	40	130,700	20
HMP ZY 60610 ARKD 80 QU V	HD63120334	80	6×10	40	110,500	20
HMP ZY 60810 ARKD 80 QU V	HD63120335	80	8×10	40	87,600	20
HMP ZY 60816 ARKD 80 QU V	HD63120336	80	8×16	40	61,000	20
HMP ZY 61010 ARKD 80 P V	HD63120337	80	10×10	40	77,500	20
HMP ZY 61313 ARKD 60 P (6) V	HD63120338	60	13×13	40	45,300	20
HMP ZY 61325 ARKD 60 QU V	HD63120339	60	13×25	40	73,400	20
HMP ZY 61616 ARKD 36 O (6) V	HD63120340	36	16×16	40	59,600	20
HMP ZY 61632 ARKD 36 O (6) V	HD63120341	36	16×32	40	51,200	20
HMP ZY 62020 ARKD 36 O (6) V	HD63120342	36	20×20	40	47,700	20
HMP ZY 62025 ARKD 36 O (6) V	HD63120039	36	20×25	40	47,700	20
HMP ZY 62032 ARKD 36 O (6) V	HD63120344	36	20×32	40	41,100	20
HMP ZY 62040 ARKD 36 O (6) V	HD63120068	36	20×40	40	32,400	20
HMP ZY 62525 ARKD 30 O (6) V	HD63120345	30	25×25	40	38,100	20
HMP ZY 62532 ARKD 30 O (6) V	HD63120035	30	25×32	40	32,900	20
HMP ZY 63232 ARKD 30 O (6) V	HD63120070	30	32×32	40	25,700	20
HMP ZY 63240 ARKD 30 O (6) V	HD63120347	30	32×40	40	18,600	20
HMP ZY 64020 ARKD 24 O (6) V	HD63120348	24	40×20	40	23,800	20
HMP ZY 64040 ARKD 24 O (6) V	HD63120349	24	40×40	40	16,200	20
HMP ZY 65020 ARKD 24 O (6) V	HD63120350	24	50×20	40	19,000	20

Safety notes: The maximum permitted rotational speed refers to the unsupported shank length of 10 mm

Protective equipment required while operation.



ARKD

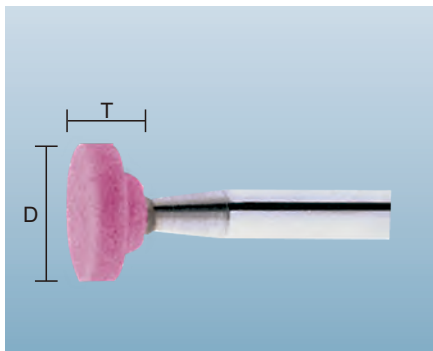


Cylindrical ZY (DIN 69170)

Application recommendations: see pp. 183

Ordering example: HMP ZY 84020 ARKD 24 O (6) V (HD63120351)

Model	Article No.	Grit size	D x T (mm)	Length of shank (mm)	Max. perm. speed (rpm)	Package
8mm shank						
HMP ZY 84020 ARKD 24 O (6) V	HD63120351	24	40x20	40	23,800	20
HMP ZY 84040 ARKD 24 O (6) V	HD63120352	24	40x40	40	16,200	20



Cylindrical ZY2 (DIN 69170)

Application recommendations: see pp. 183

Ordering example: HMP ZY2 31303 ARKD 80 QU V (HD63120353)

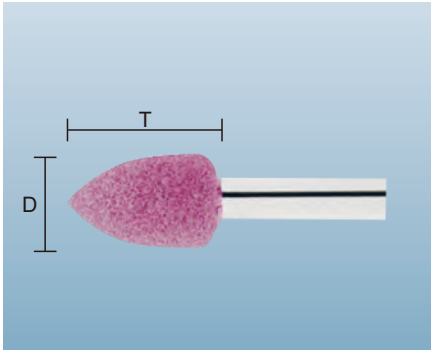
Model	Article No.	Grit size	D x T (mm)	Length of shank (mm)	Max. perm. speed (rpm)	Package
3mm shank						
HMP ZY2 31303 ARKD 80 QU V	HD63120353	80	13x3	30	73,400	20
HMP ZY2 31604 ARKD 80 QU V	HD63120354	80	16x4	30	59,600	20
6mm shank						
HMP ZY2 63208 ARKD 36 O (6) V	HD63120355	36	32x8	40	29,800	20
HMP ZY2 64010 ARKD 30 O (6) V	HD63120356	36	40x10	40	23,800	20

Safety notes: The maximum permitted rotational speed refers to the unsupported shank length of 10 mm

Protective equipment required while operation.



ARKD



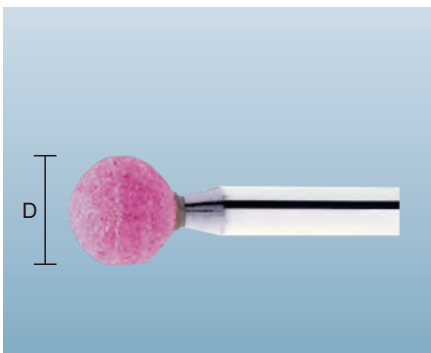
Arch pointed nose SP (DIN 69170)

Application recommendations: see pp. 183

Ordering example: HMP SP 30306 ARKD 120 QU V (HD63120357)

G03

Model	Article No.	Grit size	D x T (mm)	Length of shank (mm)	Max. perm. speed (rpm)	Package
3mm shank						
HMP SP 30306 ARKD 120 QU V	HD63120357	120	3×6	30	252,000	20
HMP SP 30510 ARKD 100 QU V	HD63120358	120	5×10	30	149,500	20
HMP SP 30816 ARKD 80 QU V	HD63120074	80	8×16	30	72,800	20



Spherical KU (DIN 69170)

Application recommendations: see pp. 183

Ordering example: HMP KU 31010 ARKD 80 P V (HD63120359)

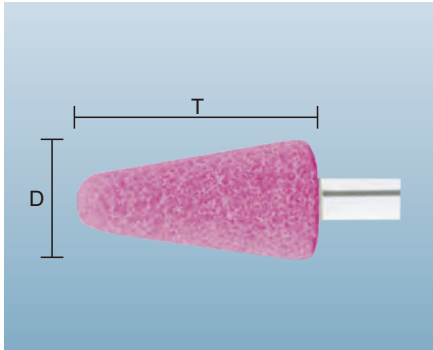
Model	Article No.	Grit size	D (mm)	Length of shank (mm)	Max. perm. speed (rpm)	Package
3mm shank						
HMP KU 31010 ARKD 80 P	HD63120359	80	10	30	83,300	20
6mm shank						
HMP KU 61616 ARKD 60 P (6) V	HD63120360	60	16	40	59,600	20
HMP KU 62525 ARKD 30 QU V	HD63120361	30	25	40	38,100	20

Safety notes: The maximum permitted rotational speed refers to the unsupported shank length of 10 mm

Protective equipment required while operation.



ARKD



Conical round nose KE (DIN 69170)

Application recommendations: see pp. 183

Ordering example: HMP KE 61025 ARKD 60 P (6) V (HD6312071)


Model	Article No.	Grit size	D x T (mm)	Length of shank (mm)	Max. perm. speed (rpm)	Package
6mm shank						
HMP KE 61025 ARKD 60 P (6) V	HD63120071	60	10x25	40	95,400	20
HMP KE 61645 ARKD 46 O (6) V	HD63120016	46	16x45	40	52,000	20
HMP KE 62040 ARKD 36 O (6) V	HD63120465	36	20x40	40	47,700	20
HMP KE 63250 ARKD 30 O (6) V	HD63120362	30	32x50	40	29,800	20

Safety notes: The maximum permitted rotational speed refers to the unsupported shank length of 10 mm

G03

Protective equipment required while operation.

Ceramic CO



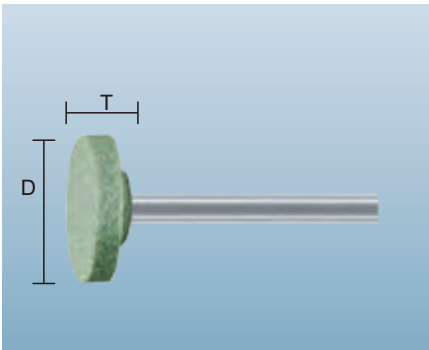
Cylindrical ZY (DIN 69170)

Application recommendations: see pp. 183

Ordering example: HMP ZY 30408 CO 80 L V (HD63120466)

G03

Model	Article No.	Grit size	D x T (mm)	Length of shank (mm)	Max. perm. speed (rpm)	Package
3mm shank						
HMP ZY 30408 CO 80 L V	HD63120466	80	4x8	30	238,700	20
HMP ZY 30510 CO 80 L V	HD63120467	80	5x10	30	191,000	20
HMP ZY 30613 CO 80 L V	HD63120468	80	6x10	30	110,500	20
6mm shank						
HMP ZY 61020 CO 80 L V	HD63120469	80	10x20	40	95,400	20
HMP ZY 61325 CO 46 L V	HD63120470	46	13x25	40	73,400	20
HMP ZY 61632 CO 46 L V	HD63120471	46	16x32	40	51,200	20
HMP ZY 62032 CO 46 L V	HD63120472	46	20x32	40	32,400	20



Cylindrical ZY2 (DIN 69170)

Application recommendations: see pp. 183

Ordering example: HMP ZY2 31303 CO 80 L V (HD63120473)

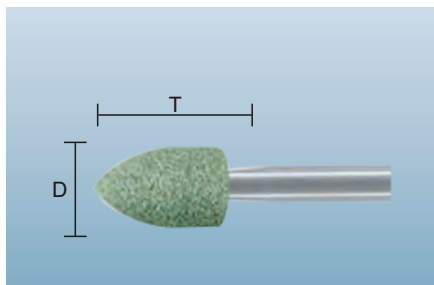
Model	Article No.	Grit size	D x T (mm)	Length of shank (mm)	Max. perm. speed (rpm)	Package
3mm shank						
HMP ZY2 31303 CO 80 L V	HD63120473	80	13x3	30	73,400	20

Safety notes: The maximum permitted rotational speed refers to the unsupported shank length of 10 mm

Protective equipment required while operation.



Ceramic CO

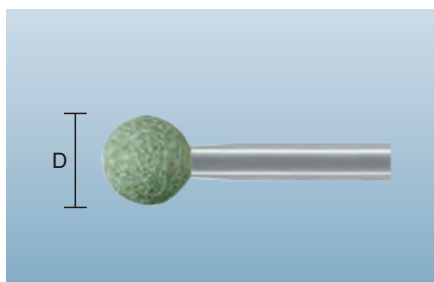


Arch pointed nose SP (DIN 69170)

Application recommendations: see pp. 183

Ordering example: HMP SP 30510 CO 80 L V (HD63120474)

Model	Article No.	Grit size	D x T (mm)	Length of shank (mm)	Max. perm. speed (rpm)	Package
3mm shank						
HMP SP 30510 CO 80 L V	HD63120474	80	5x10	30	191,000	20
HMP SP 30816 CO 80 L	HD63120475	80	8x16	30	87,600	20
6mm shank						
HMP SP 61320 CO 46 L V	HD63120476	46	13x20	30	73,400	20

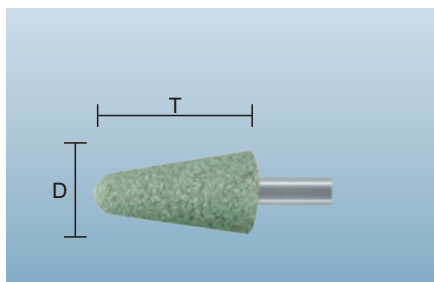


Spherical KU (DIN 69170)

Application recommendations: see pp. 183

Ordering example: HMP KU 30606 CO 80 L V (HD63120477)

Model	Article No.	Grit size	D (mm)	Length of shank (mm)	Max. perm. speed (rpm)	Package
3mm shank						
	HD63120477	80	6	30	110,500	20
6mm shank						
HMP KU 61010 CO 46 L V	HD63120478	46	10	40	95,400	20
HMP KU 61313 CO 46 L V	HD63120479	46	13	40	73,400	20



Conical round nose KE (DIN 69170)

Application recommendations: see pp. 183

Ordering example: HMP KE 61025 CO 46 L V (HD63120480)

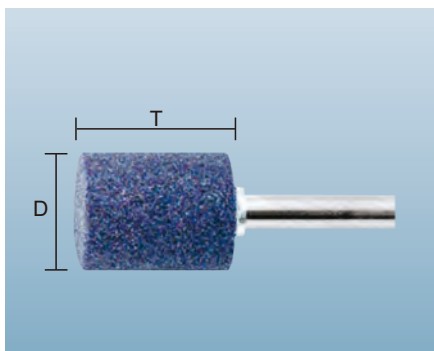
Model	Article No.	Grit size	D x T (mm)	Length of shank (mm)	Max. perm. speed (rpm)	Package
6mm shank						
HMP KE 61025 CO 46 L V	HD63120480	46	10x25	40	95,400	20
HMP KE 61632 CO 46 L V	HD63120481	46	16x32	40	51,200	20

Safety notes: The maximum permitted rotational speed refers to the unsupported shank length of 10 mm

Protective equipment required while operation.



ANDW




Cylindrical ZY2 (DIN 69170)

Application recommendations: see pp. 183

Ordering example: HMP ZY 30306 ANDW 100 QU V (HD63120363)

G03

Model	Article No.	Grit size	D x T (mm)	Length of shank (mm)	Max. perm. speed (rpm)	Package
3mm shank						
HMP ZY 30306 ANDW 100 QU V	HD63120363	100	3×6	30	206,100	20
HMP ZY 30306 ANDW 100 QU V SL50	HD63120364	100	3×6	50	103,050	20
HMP ZY 30408 ANDW 100 QU V	HD63120365	100	4×8	30	175,100	20
HMP ZY 30408 ANDW 100 QU V SL50	HD63120366	100	4×8	50	87,550	20
HMP ZY 30610 ANDW 100 QU V	HD63120097	100	6×10	30	110,500	20
HMP ZY 30610 ANDW 100 QU V SL50	HD63120367	100	6×10	50	55,250	20
HMP ZY 30810 ANDW 100 QU V	HD63120101	100	8×10	30	87,600	20
HMP ZY 30810 ANDW 100 QU V SL50	HD63120368	100	8×10	50	43,800	20
HMP ZY 31013 ANDW 100 QU V	HD63120104	100	10×13	30	58,400	20
HMP ZY 31013 ANDW 100 QU V SL50	HD63120369	100	10×13	50	29,200	20



Arch pointed nose SP (DIN 69170)

Application recommendations: see pp. 183

Ordering example: HMP SP 30510 ANDW 100 QU V (HD63120370)


Model	Article No.	Grit size	D x T (mm)	Length of shank (mm)	Max. perm. speed (rpm)	Package
3mm shank						
HMP SP 30510 ANDW 100 QU V	HD63120370	100	5×10	30	130,700	20
HMP SP 30510 ANDW 100 QU V SL50	HD63120371	100	5×10	50	65,350	20
HMP SP 30810 ANDW 100 QU V	HD63120372	100	8×10	30	87,600	20
HMP SP 30810 ANDW 100 QU V SL50	HD63120373	100	8×10	50	43,800	20

Safety notes: The maximum permitted rotational speed refers to the unsupported shank length of 10 mm

Protective equipment required while operation.



ANDW



Cylindrical round nose WR (DIN 69170)

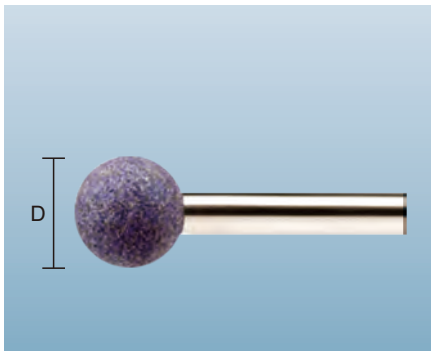
Application recommendations: see pp. 183

Ordering example: HMP WR 31013 ANDW 100 QU V (HD63120374)

Model	Article No.	Grit size	D x T (mm)	Length of shank (mm)	Max. perm. speed (rpm)	Package
-------	-------------	-----------	------------	----------------------	------------------------	---------

3mm shank

HMP WR 31013 ANDW 100 QU V	HD63120374	100	10×13	30	58,400	20
HMP WR 31013 ANDW 100 QU V SL50	HD63120375	100	10×13	50	29,200	20



Spherical KU (DIN 69170)

Application recommendations: see pp. 183

Ordering example: HMP KU 30404 ANDW 100 QU V (HD63120376)

Model	Article No.	Grit size	D (mm)	Length of shank (mm)	Max. perm. speed (rpm)	Package
-------	-------------	-----------	--------	----------------------	------------------------	---------

3mm shank

HMP KU 30404 ANDW 100 QU V	HD63120376	100	4	30	175,100	20
HMP KU 30404 ANDW 100 QU V SL50	HD63120377	100	4	50	87,550	20
HMP KU 30606 ANDW 100 QU V	HD63120378	100	6	30	110,500	20
HMP KU 30606 ANDW 100 QU V SL50	HD63120379	100	6	50	55,250	20
HMP KU 30808 ANDW 100 QU V	HD63120380	100	8	30	87,600	20
HMP KU 30808 ANDW 100 QU V SL50	HD63120381	100	8	50	43,800	20


Safety notes: The maximum permitted rotational speed refers to the unsupported shank length of 10 mm

Protective equipment required while operation.



G03

AEKW



Cylindrical ZY (DIN 69170)

Application recommendations: see pp. 183

Ordering example: HMP ZY 60610 AEKW 80 L V (HD63120057)

G03

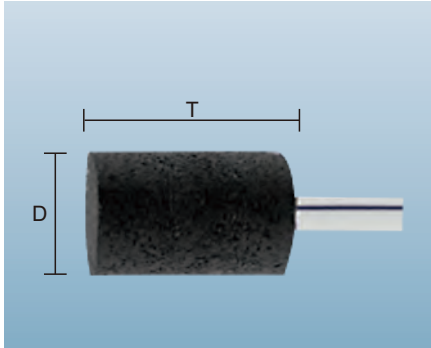
Model	Article No.	Grit size	D x T (mm)	Length of shank (mm)	Max. perm. speed (rpm)	Package
6mm shank						
HMP ZY 60610 AEKW 80 L V	HD63120057	80	6×10	40	131,500	20
HMP ZY 60810 AEKW 80 L V	HD63120382	80	8×10	40	119,300	20
HMP ZY 61010 AEKW 60 L V	HD63120383	80	10×10	40	95,400	20
HMP ZY 62020 AEKW 60 L V	HD63120067	80	20×20	40	47,700	20

Safety notes: The maximum permitted rotational speed refers to the unsupported shank length of 10 mm

Protective equipment required while operation.



ANK-BA-hard



Cylindrical ZY (DIN 69170)

Application recommendations: see pp. 183

Ordering example: HMP ZY 61020 ANK QU BA hard (HD63120389)

Model	Article No.	Grit size	D x T (mm)	Length of shank (mm)	Max. perm. speed (rpm)	Package
6mm shank						
HMP ZY 61020 ANK 46 QU BA hard	HD63120389	46	10×20	40	95,400	20
HMP ZY 61032 ANK 46 QU BA hard	HD63120390	46	10×32	40	83,200	20
HMP ZY 61040 ANK 46 QU BA hard	HD63120391	46	10×40	40	73,400	20
HMP ZY 61320 ANK 46 QU BA hard	HD63120392	46	13×20	40	73,400	20
HMP ZY 61332 ANK 46 QU BA hard	HD63120393	46	13×32	40	73,400	20
HMP ZY 61620 ANK 24 QU BA hard	HD63120394	24	16×20	40	59,600	20
HMP ZY 61632 ANK 24 QU BA hard	HD63120089	24	16×32	40	51,200	20
HMP ZY 61640 ANK 24 QU BA hard	HD63120087	24	16×40	40	40,500	20
HMP ZY 62020 ANK 24 QU BA hard	HD63120395	24	20×20	40	47,700	20
HMP ZY 62032 ANK 24 QU BA hard	HD63120396	24	20×32	40	41,100	20
HMP ZY 62040 ANK 24 QU BA hard	HD63120090	24	20×40	40	32,400	20
HMP ZY 62525 ANK 24 QU BA hard	HD63120397	24	25×25	40	38,100	20
HMP ZY 62532 ANK 24 QU BA hard	HD63120088	24	25×32	40	32,900	20
HMP ZY 63220 ANK 24 QU BA hard	HD63120398	24	32×20	40	29,800	20
HMP ZY 63232 ANK 24 QU BA hard	HD63120399	24	32×32	40	25,700	20
HMP ZY 64020 ANK 24 QU BA hard	HD63120147	24	40×20	40	23,800	20
HMP ZY 65020 ANK 24 QU BA hard	HD63120400	24	50×20	40	19,000	20
8mm shank						
HMP ZY 82040 ANK 24 QU BA hard	HD63120401	24	20×40	40	32,400	20
HMP ZY 84020 ANK 24 QU BA hard	HD63120402	24	40×20	40	23,800	20
HMP ZY 84040 ANK 24 QU BA hard	HD63120403	24	40×40	40	16,200	20
HMP ZY 85013 ANK 24 QU BA hard	HD63120404	24	50×13	40	19,000	20
HMP ZY 85020 ANK 24 QU BA hard	HD63120405	24	50×20	40	19,000	20
HMP ZY 85025 ANK 24 QU BA hard	HD63120406	24	50×25	40	19,000	20


Safety notes: The maximum permitted rotational speed refers to the unsupported shank length of 10 mm

Protective equipment required while operation.



G03

ANK-BA-hard



Cylindrical ZY2 (DIN 69170)

Application recommendations: see pp. 183

Ordering example: HMP ZY2 62510 ANK 24 QU BA hard (HD63120407)

G03


Model	Article No.	Grit size	D x T (mm)	Length of shank (mm)	Max. perm. speed (rpm)	Package
-------	-------------	-----------	------------	----------------------	------------------------	---------

6mm shank

HMP ZY2 62510 ANK 24 QU BA hard	HD63120407	24	25×10	40	38,100	20
HMP ZY2 63208 ANK 24 QU BA hard	HD63120408	24	32×8	40	29,800	20
HMP ZY2 64006 ANK 24 QU BA hard	HD63120409	24	40×6	40	23,800	20
HMP ZY2 64010 ANK 24 QU BA hard	HD63120410	24	40×10	40	23,800	20
HMP ZY2 65004 ANK 24 QU BA hard	HD63120411	24	50×4	40	19,000	20
HMP ZY2 65006 ANK 24 QU BA hard	HD63120412	24	50×6	40	19,000	20
HMP ZY2 65010 ANK 24 QU BA hard	HD63120413	24	50×10	40	19,000	20

8mm shank

HMP ZY2 85010 ANK 24 QU BA hard	HD63120414	24	50×10	40	19,000	20
---------------------------------	------------	----	-------	----	--------	----



Conical round nose KE (DIN 69170)

Application recommendations: see pp. 183

Ordering example: HMP KE 61025 ANK 46 QU BA hard (HD63120415)

Model	Article No.	Grit Size	D x T (mm)	Length of shank (mm)	Max. perm. speed (rpm)	Package
-------	-------------	-----------	------------	----------------------	------------------------	---------

6mm shank


HMP KE 61025 ANK 46 QU BA hard	HD63120415	46	10×25	40	95,400	20
HMP KE 61645 ANK 46 QU BA hard	HD63120482	46	16×45	40	52,000	20

Safety notes: The maximum permitted rotational speed refers to the unsupported shank length of 10 mm

Protective equipment required while operation.



SIC-ALU



Cylindrical ZY (DIN 69170)

Application recommendations: see pp. 183

Ordering example: HMP ZY 30408 SIC-ALU 80 V (HD63120448)


Model	Article No.	Grit size	D x T (mm)	Length of shank (mm)	Max. perm. speed (rpm)	Package
-------	-------------	-----------	------------	----------------------	------------------------	---------

3mm shank

HMP ZY 30408 SIC-ALU 80 V	HD63120448	80	4×8	30	175,100	20
HMP ZY 30510 SIC-ALU 80 V	HD63120449	80	5×10	30	130,700	20
HMP ZY 30610 SIC-ALU 80 V	HD63120450	80	6×10	30	93,600	20
HMP ZY 30810 SIC-ALU 80 V	HD63120451	80	8×10	30	87,600	20
HMP ZY 31010 SIC-ALU 80 V	HD63120452	80	10×10	30	58,400	20

6mm shank

HMP ZY 61013 SIC-ALU 80 V	HD63120453	80	10×13	40	95,400	20
HMP ZY 61020 SIC-ALU 80 V	HD63120454	80	10×20	40	95,400	20
HMP ZY 61313 SIC-ALU 80 V	HD63120455	80	13×13	40	73,400	20
HMP ZY 61332 SIC-ALU 80 V	HD63120456	80	13×32	40	73,400	20
HMP ZY 61616 SIC-ALU 80 V	HD63120457	80	16×16	40	59,600	20
HMP ZY 61632 SIC-ALU 80 V	HD63120458	80	16×32	40	51,200	20
HMP ZY 62020 SIC-ALU 80 V	HD63120459	80	20×20	40	47,700	20
HMP ZY 62025 SIC-ALU 80 V	HD63120108	80	20×25	40	47,700	20
HMP ZY 62040 SIC-ALU 80 V	HD63120460	80	20×40	40	32,400	20
HMP ZY 63232 SIC-ALU 80 V	HD63120461	80	32×32	40	25,700	20
HMP ZY 64020 SIC-ALU 80 V	HD63120462	80	40×20	40	23,800	20



Conical round nose KE (DIN 69170)

Application recommendations: see pp. 183

Ordering example: HMP KE 61632 SIC-ALU 80 V (HD63120463)

Model	Article No.	Grit size	D x T (mm)	Length of shank (mm)	Max. perm. speed (rpm)	Package
-------	-------------	-----------	------------	----------------------	------------------------	---------

6mm shank


HMP KE 61632 SIC-ALU 80 V	HD63120463	80	16×32	40	52,000	20
HMP KE 62040 SIC-ALU 80 V	HD63120464	80	20×40	40	47,700	20

Protective equipment required while operation.



G03


AHK



Cylindrical ZY (DIN 69170)
Application recommendations: see pp. 183
Ordering example: HMP ZY 61632 AHK 30 N V (HD63120416)

G03

Model	Article No.	Grit size	D x T (mm)	Length of shank (mm)	Max. perm. speed (rpm)	Package
6mm shank						
HMP ZY 61632 AHK 30 N V	HD63120416	30	16×32	40	51,200	20
HMP ZY 62032 AHK 30 N V	HD63120417	30	20×32	40	41,100	20
HMP ZY 62040 AHK 30 N V	HD63120418	30	20×40	40	32,400	20
HMP ZY 62532 AHK 30 N V	HD63120419	30	25×32	40	32,900	20
HMP ZY 64020 AHK 30 N V	HD63120420	30	40×20	40	23,800	20
8mm shank						
HMP ZY 82040 AHK 30 N V	HD63120421	30	20×40	40	32,400	20
HMP ZY 84020 AHK 30 N V	HD63120422	30	40×20	40	23,800	20




Cylindrical ZY2 (DIN 69170)
Application recommendations: see pp. 183
Ordering example: HMP ZY2 65010 AHK 30 N V (HD63120423)

Model	Article No.	Grit size	D x T (mm)	Length of shank (mm)	Max. perm. speed (rpm)	Package
6mm shank						
HMP ZY2 65010 AHK 30 N V	HD63120423	30	50×10	40	19,000	20

Safety notes: The maximum permitted rotational speed refers to the unsupported shank length of 10 mm

Protective equipment required while operation.

AHK




A1 US

Application recommendations: see pp. 183

Ordering example: HMP A1 62263 AHK 36/46 M V (HD63120424)

Model	Article No.	Grit size	D x T (mm)	Length of shank (mm)	Max. perm. speed (rpm)	Package
6mm shank						
HMP A1 62263 AHK 36/46 M	HD63120424	36/46	22×63	40	30,400	20
8mm shank						
HMP A1 82263 AHK 36/46 M V	HD63120425	36/46	22×63	40	30,400	20

G03



A3 US

Application recommendations: see pp. 183


Ordering example: HMP AS-3 61645 AHK 36/46 M V(HD63120426)

Model	Article No.	Grit size	D x T (mm)	Length of shank (mm)	Max. perm. speed (rpm)	Package
6mm shank						
HMP AS-3 61645 AHK 36/46 M V	HD63120426	36/46	16×45	40	18,600	20
HMP A3 62570 AHK 36/46 M	HD63120427	36/46	25×70	40	18,600	20
8mm shank						
HMP A3 82570 AHK 36/46 M V	HD63120428	36/46	25×70	40	18,600	20

Safety notes: The maximum permitted rotational speed refers to the unsupported shank length of 10 mm

Protective equipment required while operation.

AHK




A10 US

Application recommendations: see pp. 183

Ordering example: HMP A10 62270 AHK 36/46 M V (HD63120429)

G03

Model	Article No.	Grit size	D x T (mm)	Length of shank (mm)	Max. perm. speed (rpm)	Package
6mm shank						
HMP A10 62270 AHK 36/46 M V	HD63120429	36/46	22x70	40	27,600	20



A11 US

Application recommendations: see pp. 183

Ordering example: HMP A11 62250 AHK 36/46 M V(HD63120430)


Model	Article No.	Grit size	D x T (mm)	Length of shank (mm)	Max. perm. speed (rpm)	Package
6mm shank						
HMP A11 62250 AHK 36/46 M	HD63120430	36/46	22x50	40	27,600	20
8mm shank						
HMP A11 82250 AHK 36/46 M V	HD63120431	36/46	22x50	40	27,600	20

Safety notes: The maximum permitted rotational speed refers to the unsupported shank length of 10 mm

Protective equipment required while operation.



AHK



A15 US

Application recommendations: see pp. 183

Ordering example: HMP A15 60625 AHK 46/60 N V (HD63120432)

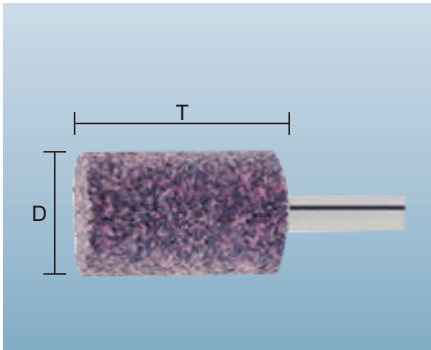
Model	Article No.	Grit size	D x T (mm)	Length of shank (mm)	Max. perm. speed (rpm)	Package
6mm shank						
HMP A15 60625 AHK 46/60 N V	HD63120432	36/46	6×25	40	112,900	20

Safety notes: The maximum permitted rotational speed refers to the unsupported shank length of 10 mm

G03

Protective equipment required while operation.    

AMK



Cylindrical ZY (DIN 69170)

Application recommendations: see pp. 183

Ordering example: HMP ZY 61020 AMK 46 N V (HD63120433)

G03

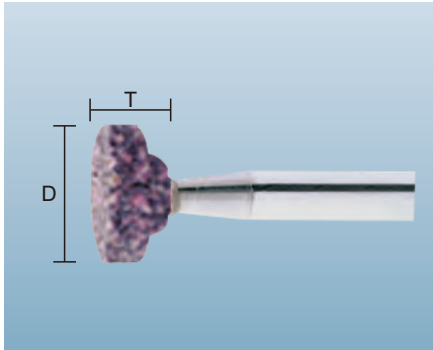
Model	Article No.	Grit size	D x T (mm)	Length of shank (mm)	Max. perm. speed (rpm)	Package
6mm shank						
HMP ZY 61020 AMK 46 N V	HD63120433	46	10×20	40	95,400	20
HMP ZY 61320 AMK 46 N V	HD63120434	46	13×20	40	73,400	20
HMP ZY 61632 AMK 36 N V	HD63120435	36	16×32	40	51,200	20
HMP ZY 61640 AMK 36 N V	HD63120436	36	16×40	40	40,500	20
HMP ZY 62020 AMK 36 N V	HD63120437	36	20×20	40	47,700	20
HMP ZY 62032 AMK 36 N V	HD63120438	36	20×32	40	41,100	20
HMP ZY 62040 AMK 36 N V	HD63120439	36	20×40	40	32,400	20
HMP ZY 62532 AMK 36 N V	HD63120440	36	25×32	40	32,900	20
HMP ZY 63220 AMK 36 N V	HD63120441	36	32×20	40	29,800	20
HMP ZY 63232 AMK 36 N V	HD63120442	36	32×32	40	25,700	20
HMP ZY 63240 AMK 36 N V	HD63120443	36	32×40	40	18,600	20
HMP ZY 64020 AMK 36 N V	HD63120160	36	40×20	40	23,800	20
8mm shank						
HMP ZY 84040 AMK 36 N V	HD63120444	36	40×40	40	16,200	20

Safety notes: The maximum permitted rotational speed refers to the unsupported shank length of 10 mm

Protective equipment required while operation.



AMK

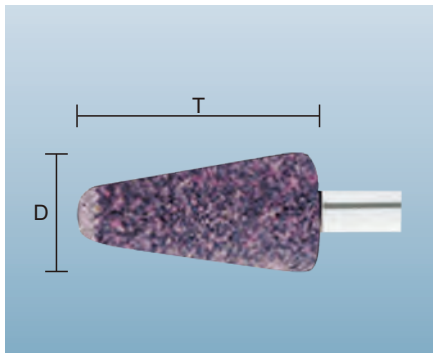


Cylindrical ZY2 (DIN 69170)

Application recommendations: see pp. 183

Ordering example: HMP ZY2 64010 AMK 36 N V (HD63120445)

Model	Article No.	Grit size	D x T (mm)	Length of shank (mm)	Max. perm. speed (rpm)	Package
6mm shank						
HMP ZY2 64010 AMK 36 N V	HD63120445	36	40 x 10	40	23,800	20



Conical round nose KE (DIN 69170)

Application recommendations: see pp. 183

Ordering example: HMP KE 61632 AMK 36 N V (HD63120446)

Model	Article No.	Grit size	D x T (mm)	Length of shank (mm)	Max. perm. speed (rpm)	Package
6mm shank						
HMP KE 61632 AMK 36 N V	HD63120446	36	16 x 32	40	52,000	20
HMP KE 62032 AMK 36 N V	HD63120447	36	20 x 32	40	47,700	20
HMP KE 62040 AMK 36 N V	HD63120026	36	20 x 40	40	47,700	20


Safety notes: The maximum permitted rotational speed refers to the unsupported shank length of 10 mm

Protective equipment required while operation.



G03

AHOK

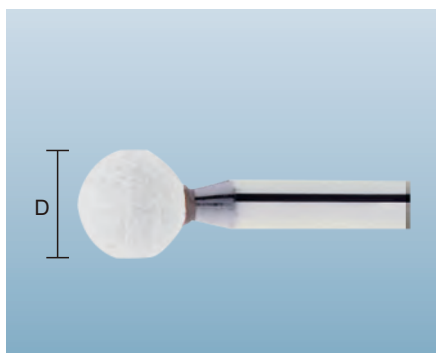


Cylindrical ZY (DIN 69170)

Application recommendations: see pp. 183

Ordering example: HMP ZY 62025 AHOK 0-3 V (HD63120384)

Model	Article No.	D x T (mm)	Length of Shank (mm)	Max. perm. speed (rpm)	Package
6mm shank					
HMP ZY 62025 AHOK 0-3 V	HD63120384	20×25	40	41,100	20
HMP ZY 64020 AHOK 0-3 V	HD63120385	40×20	40	23,800	20



Spherical KU (DIN 69170)

Application recommendations: see pp. 183

Ordering example: HMP KU 62525 AHOK 0-3 V (HD63120386)


Model	Article No.	D (mm)	Length of Shank (mm)	Max. perm. speed (rpm)	Package
6mm shank					
HMP KU 62525 AHOK 0-3 V	HD63120386	26	40	38,100	20
HMP KU 63838 AHOK 0-3 V	HD63120387	38	40	23,800	20

Safety notes: The maximum permitted rotational speed refers to the unsupported shank length of 10 mm

Protective equipment required while operation.



AHOK



A11 US

Application recommendations: see pp. 183

Ordering example: HMP A11 62250 AHOK 0-3 V (HD63120388)


Model	Article No.	D x T (mm)	Length of Shank (mm)	Max. perm. speed (rpm)	Package
6mm shank					
HMP A11 62250 AHOK 0-3 V	HD63120388	20x25	40	27,600	20

Safety notes: The maximum permitted rotational speed refers to the unsupported shank length of 10 mm

G03

Protective equipment required while operation.

Dressing stone



Order instruction: HFAW 502515 SIC 60 O V (HD63126047)

Application recommendations: see pp. 183

G03

Model	Article No.	Grit size	L x W x H (mm)	Package
HFAW 502515 SIC 60 O V	HD63126047	60	50×25×15	5
HFAW 502515 SIC 24 O V	HD63126048	24	50×25×15	5
HFAW 1003015 SIC 60 O V	HD63126049	60	100×30×15	5
HFAW 1003015 SIC 24 O V	HD63126050	24	100×30×15	5
HFAW 1005025 SIC 60 O V	HD63126051	60	100×50×25	5
HFAW 1005025 SIC 24 O V	HD63126052	24	100×50×25	5
HFAW 1505025 SIC 60 O V	HD63126053	60	150×50×25	5
HFAW 1505025 SIC 24 O V	HD63126054	24	150×50×25	5

Protective equipment required while operation.

